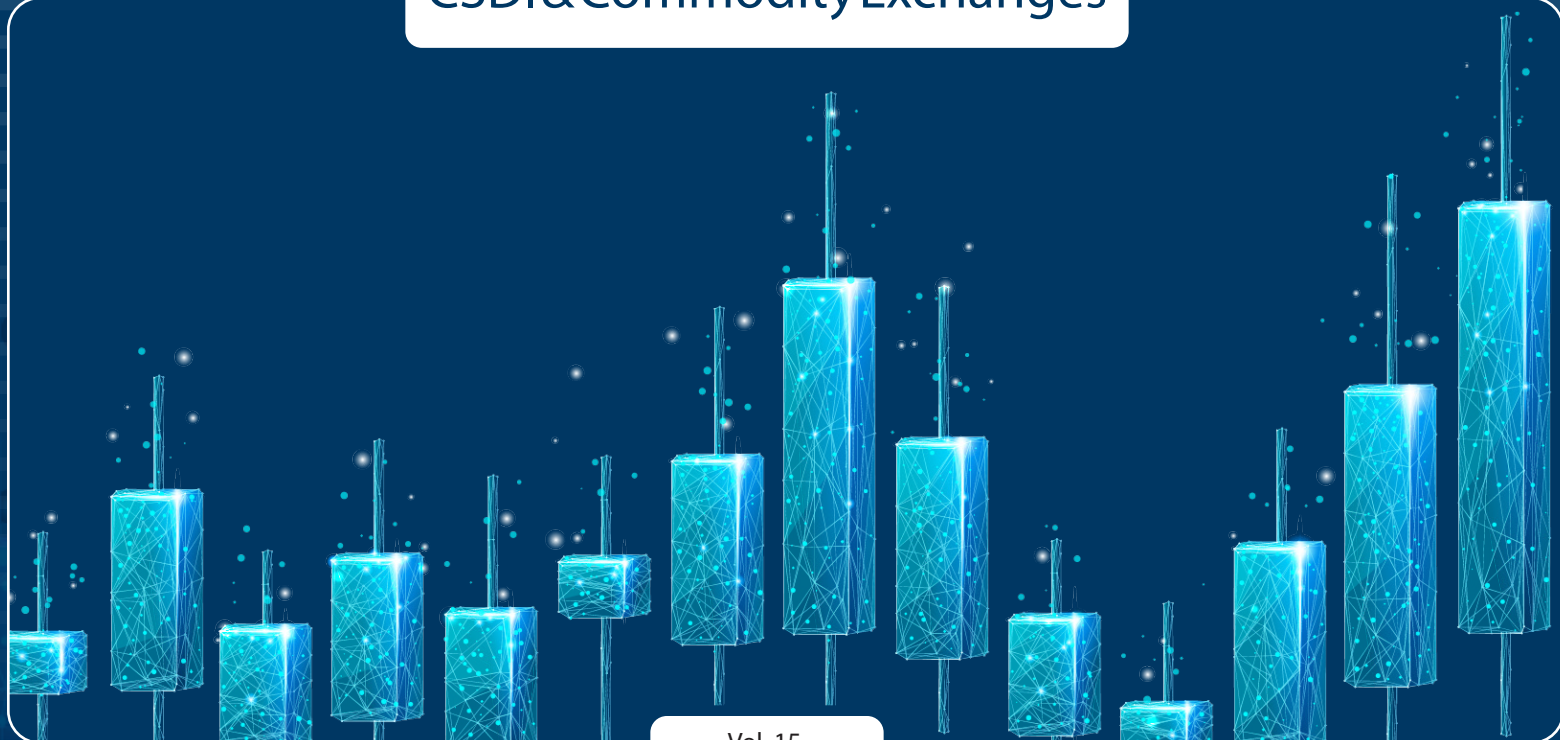


شرکت سپرده‌گذاری مرکزی
اوراق بهادار و تسویه وجوه

Central Securities
Depository of Iran

CSDI & Commodity Exchanges



Vol. 15
November 2024

CSDI & Commodity Exchanges

IRENEX Spot Market

Total value of Trades in
Export Venue (USD)

247,893,750

Percentage Value
of Settled Trades in
International Venue

%99

Percentage Value of Trades
in Domestic Venue

%34

Percentage Value of Trades
in International Venue

%66

Commodity-Backed Securities Market Commodity Markets

Total Value of Standard Parallel
Salam Contracts
(IR Rial)

6,965,376,832,123

Total Value of Commodity-
Backed Securities (Settled in
CSDI- IR Rial)

58,159,552,906,863

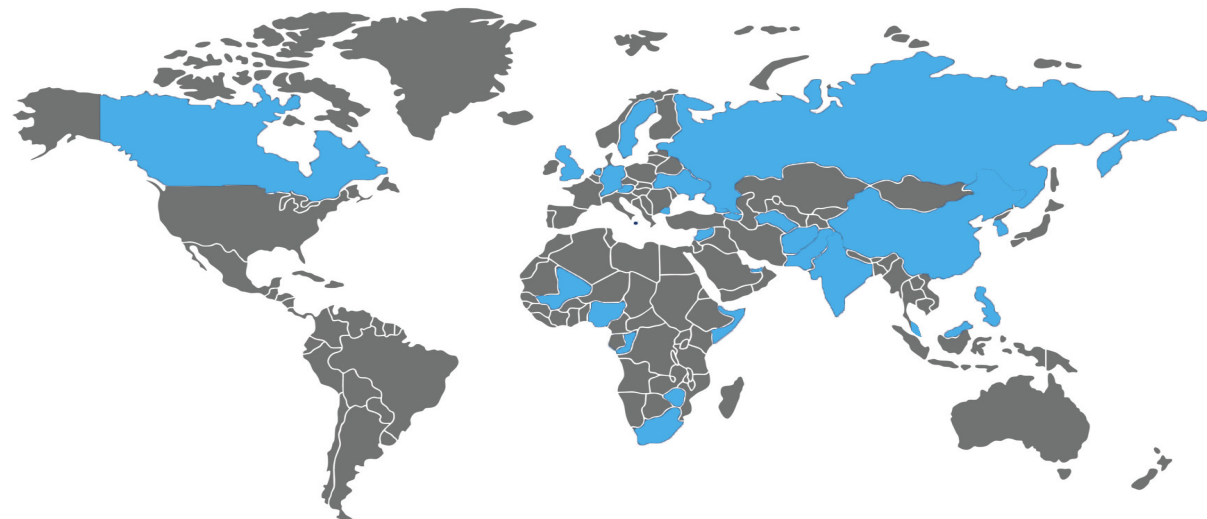
Total Value of Commodity
Fund Contracts (IR Rial)

401,914,073,837,516

Total Value of Certificate of
Capacity
Transactions (IR Rial)

1,838,175,170,000

Foreign Trading Accounts Opened on IRENEX Spot Market



- | | | | | | | |
|--|--|---|--|--|--|---|
|  Oman |  Turkmenistan |  Iraq |  Armenia |  UAE |  Somalia | |
|  Pakistan |  Netherlands |  Uzbekistan |  Turkey |  South Africa |  Afghanistan |  China |
|  Zimbabwe |  Bahrain |  Germany |  Sweden |  Russia |  India |  Syria |
|  Mali |  Canada |  England |  Greece |  Ukraine |  Azerbaijan |  Georgia |
|  Malta |  Singapore |  Switzerland |  Malaysia |  Philippines |  South Korean | |

November 2024

Tradable Commodities in International Venue of IRENEX

Product	Offering Date	Suppliers	Volume	Offering Unit	Tradable Volume	Value (\$)	Base Price (\$)	Average Demand Price	
Full Nafta	2024-11-23	Lavan Oil Refinery	96,000	Ton	96,000	51,773,760	588/21	-49/45	All
Kerosene	2024-11-04	Persian Gulf Star Oil	280,000	Barrel	280,000	22,842,400	88/57	-6/995	All
	2024-11-18	Persian Gulf Star Oil	280,000	Barrel	280,000	21,870,800	85/1	-6/99	All
LNG (Liquefied Natural Gas)	2024-11-04	Persian Gulf Star Oil	6,000	Ton	6,000	3,038,040	631/25	-124/91	All
	2024-11-18	Persian Gulf Star Oil	8,000	Ton	8,000	4,584,160	504	573/02	All
	2024-11-27	Persian Gulf Star Oil	6,000	Ton	6,000	3,351,840	631/25	-72/61	All
	2024-11-06	Havayar Gas	1,495	Ton	1,495	672,750	450	450	All
	2024-11-13	Abadan Oil Refinery	2,000	Ton	0	0	631/5	0	All
	2024-11-13	Abadan Oil Refinery	4,000	Ton	2,000	1,003,000	631/5	-130	All
	2024-11-19	Abadan Oil Refinery	4,000	Ton	4,000	1,947,600	631/5	-144/6	All
	2024-11-20	Imam Khomeini Oil Refinery	15,000	Ton	15,000	9,566,700	530	637/78	All
	2024-11-20	Kangan Petro Refining	44,000	Ton	44,000	27,222,360	633/69	-15	All
	2024-11-26	South Pars Gas Company	55,000	Ton	55,000	29,963,500	632/5	-87/71	All
	2024-11-27	Sarkhoon and Qeshm Gas	1,000	Ton	1,000	558,800	632/5	-73/7	All
	2024-11-27	Fajr Jam Gas Refinery	3,000	Ton	3,000	1,709,790	632/5	-62/57	All
Full Range Nafta	2024-11-14	Persian Gulf Star Oil	35,000	Ton	35,000	20,017,550	615/93	-44	All
	2024-11-18	Persian Gulf Star Oil	35,000	Ton	0	0	588/21	0	All
	2024-11-27	Persian Gulf Star Oil	35,000	Ton	0	0	620/71	0	All
Light Cut from Oil and Petrochemical Refinery	2024-11-04	Pars Behin Palayesh Naft Qeshm	144,000	Barrel	144,000	9,406,080	71/12	-5/8	All
	2024-11-27	Pars Behin Palayesh Naft Qeshm	144,000	Barrel	144,000	10,651,680	75/17	-1/2	All

CSDI & Commodity Exchanges

Product	Offering Date	Suppliers	Volume	Offering Unit	Tradable Volume	Value (\$)	Base Price (\$)	Destination
Refined Residue	2024-11-25	Imam Khomeini Oil Refinery	10,000	Ton	10,000	5,457,000	545/7	All
Raffinate	2024-11-03	Bisotun Petrochemical	100	Ton	100	75,200	752	All
	2024-11-04	Iran Chemical Industries Investment	4,000	Ton	4,000	2,986,000	746/5	All
	2024-11-05	Bouali Sina Petrochemical	3,000	Ton	0	0	583/15	All
	2024-11-12	Bouali Sina Petrochemical	3,000	Ton	0	0	594/13	All
	2024-11-19	Bouali Sina Petrochemical	3,000	Ton	0	0	565/42	All
	2024-11-26	Bouali Sina Petrochemical	3,000	Ton	0	0	566/68	All
Aviation Fuel	2024-11-06	National Iranian Oil Products Distribution Company	3,000	Ton	3,000	2,052,000	692	All
	2024-11-27	National Iranian Oil Products Distribution Company	2,000	Ton	1,000	696,490	704/49	All
Raffinate2	2024-11-05	Shimibaft Petrochemical	5,000	Ton	5,000	2,225,000	445	All
Light Cut	2024-11-30	Iran Chemical Industries Investment	4,000	Ton	4,000	2,443,520	610/88	All
Butane Gas	2024-11-13	Persian Gulf Star Oil	4,000	Ton	4,000	1,965,240	630	All
Hydrocarbon Cut _ 5 Carbon	2024-11-05	Tabriz Petrochemical	1,500	Ton	900	594,000	680	All
	2024-11-12	Tabriz Petrochemical	1,200	Ton	0	0	660	All
	2024-11-19	Tabriz Petrochemical	1,200	Ton	0	0	640	All
	2024-11-26	Tabriz Petrochemical	1,200	Ton	1,200	769,080	620	All
4 Carbon Cut	2024-11-05	Tehran Oil Refinery	500	Ton	500	272,500	503	All
	2024-11-11	Tehran Oil Refinery	1,000	Ton	0	0	503	All
	2024-11-13	Tehran Oil Refinery	1,000	Ton	1,000	480,000	480	All
	2024-11-27	Tehran Oil Refinery	2,000	Ton	250	120,000	480	All

CSDI & Commodity Exchanges

Product	Offering Date	Suppliers	Volume		Tradable Volume	Value (\$)	Base Price (\$)	Destination
Hydrocarbon Cut C7_C9	2024-11-05	Tabriz Petrochemical	450	Ton	450	594,000	920	All
	2024-11-12	Tabriz Petrochemical	450	Ton	450	769,080	920	All
	2024-11-26	Tabriz Petrochemical	450	Ton	0	0	920	All
MTBE	2024-11-04	Shimibaft Petrochemical	1,000	Ton	0	0	1145/5	All
	2024-11-11	Shimibaft Petrochemical	1,000	Ton	0	0	1145/5	All
	2024-11-18	Shimibaft Petrochemical	2,000	Ton	100	108,900	1089	All
	2024-11-25	Shimibaft Petrochemical	2,000	Ton	0	0	1089	All
Methanol	2024-11-06	Fanavaran Petrochemical Co.	1,000	Ton	0	0	261	All
	2024-11-13	Fanavaran Petrochemical Co.	1,000	Ton	50	13,150	263	All
	2024-11-20	Fanavaran Petrochemical Co.	1,000	Ton	0	0	263	All
	2024-11-27	Fanavaran Petrochemical Co.	1,000	Ton	25	6,700	268	All

CSDI & Commodity Exchanges

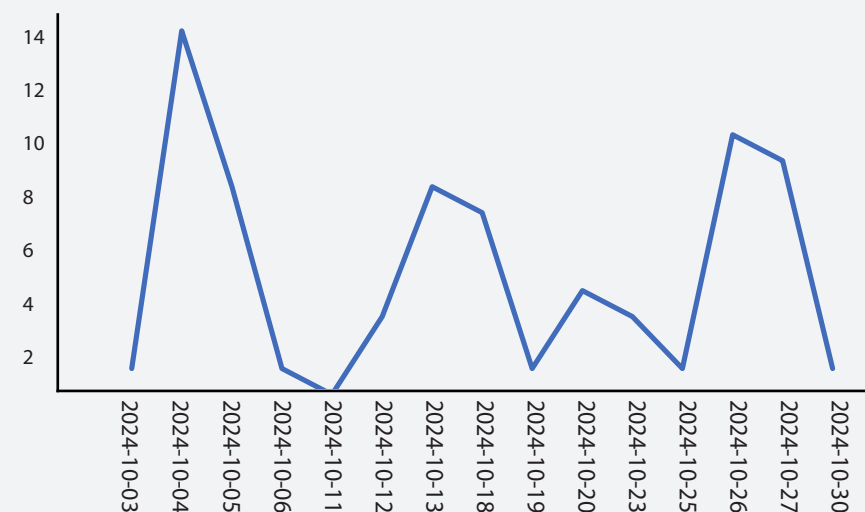
Product Offered but Not Traded (IRENEX Spot Market)

Product	Offering Volume	Offering Unit
Butane Cut of Bandar Abbas Oil Refining Company	1,000	Ton
Vacuum Residue of Kermanshah Oil Refining Company	18,000	Ton
Vacuum Residue of Persian Gulf Star Oil Company	3,000	Ton
Raffinate of Bouali Sina Petrochemical ¹	12,000	Ton
LNG of Bouali Sina Petrochemical	500	Ton
Heavy Naphtha of Tehran Oil Refinery	30,000	Ton
Hydrocarbon Fraction from the Initial Cut of South Pars Condensate, Aftab Refinery	12,000	Ton

Ranking of Countries by Trading Volume (IRENEX Spot Market)

Country	Transaction Value (USD)
Emirates	117,055,490
Iran	45,215,140
Hong Kong	27,222,360
Türkiye	24,593,300
Oman	12,544,650
Pakistan	11,104,180
China	3,383,890
Afghanistan	2,948,150
Armenia	2,886,490
Iraq	864,900
Azarbaijan	75,200


Transaction Process (IRENEX Spot Market)



CSDI & Commodity Exchanges



Central Securities
Depository of Iran

 +98(021)42365684

 Intl@csdiran.ir

 www.en.csdiran.ir